

**Overview (604.4.0)** Postage meters and PC Postage products are collectively identified as “postage evidencing systems.” A postage evidencing system is a device or system of components a customer uses to print evidence that postage required for mailing has been paid. Postage evidencing systems print indicia, such as meter imprints or information-based indicia (IBI), to indicate postage payment. Mailers print indicia directly on a mailpiece or on a label that is affixed to a mailpiece.

**Authorized Providers (604.4.1.3)**

The following are USPS-authorized providers:

Provider	Meter	PC Postage	Phone	Internet
■ Data-Pac Mailing Systems Corp.	X		800-355-1755	www.data-pac.com
■ Hasler Inc.	X		800-995-2035	www.haslerinc.com
■ Francotyp-Postalia Inc.	X		800-341-6052	www.fpusa.net
■ Neopost Inc.	X		800-624-7892	www.neopostinc.com
■ Pitney Bowes Inc.	X	X	800-322-8000	www.pitneybowes.com
■ Endicia.com (PSI Systems)		X	800-576-3279	www.endicia.com
■ Stamps.com		X	888-434-0055	www.stamps.com

**Customer Agreement (604.4.2)** Customers must enter into an agreement with the USPS for authorization to use postage evidencing systems. By entering into the agreement, the customer accepts responsibility for control and use of the system and agrees to abide by all rules and regulations governing its use.

**Postage Payment (604.4.3)** The value of the indicia on each mailpiece must be the exact amount due for the applicable price category and associated criteria such as weight, shape, and zone or another amount permitted by mailing standards to qualify for worksharing or volume discounts. Refunds for overpayment are considered only under standards in [604.9.0](#).

Metered postage must be legible and not overlap each other if more than one impression is applied to the same piece. Metered postage must be printed or applied in the upper right corner of the envelope or address label. Indicia must be printed with USPS-approved fluorescent ink or use another USPS-approved method to ensure that the mail is faced during processing. Approved methods include the use of a facing identification mark (FIM) for indicia printed directly on letter-size First-Class Mail or printing indicia on USPS-approved label or tape. USPS-approved labels or tapes must be used when meter stamps are printed on tape ([604.4.5](#)).

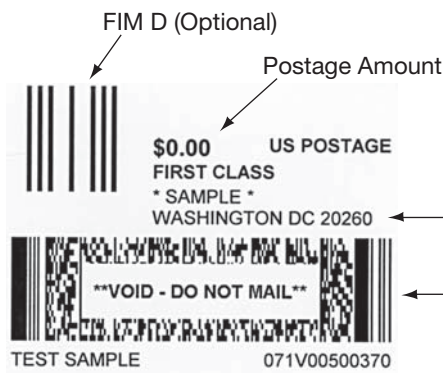
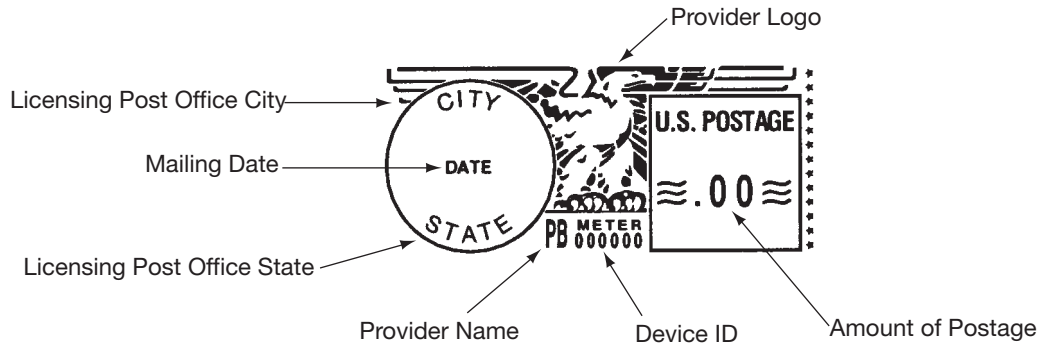
**Meter Date (604.4.6)** The date format used in the indicia is subject to the following conditions.

- Complete Date. Mailers must use a complete date for the following:
  1. All First-Class Mail, Priority Mail, and Express Mail pieces.
  2. All mailpieces with Insured Mail, COD, or Special Handling service.
  3. All mailpieces prepared with the indicia printed on nonadhesive paper (e.g., computer printer paper) and affixed to the mailpiece or used as part of an insert in a window envelope.
- Month and Year. Mailers may use a complete date or a mailing date consisting solely of the month and year in the indicia only for Standard Mail and Package Services pieces.
- No Date. Mailers must use indicia with no mailing date for prepaid metered reply postage. As an option, mailers may use indicia with no mailing date for Standard Mail and Package Services pieces not subject to [604.4.6.2a](#).

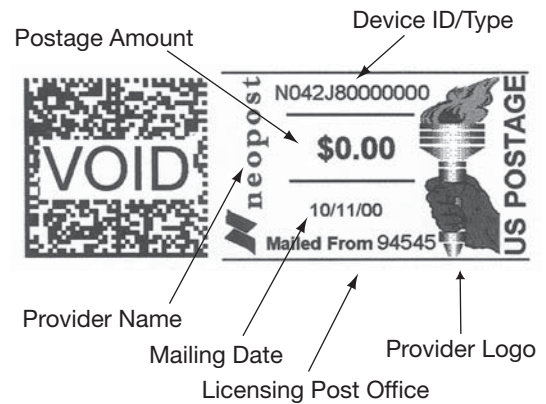
**Enter and Deposit (604.4.6.3)** Generally, metered mail must be deposited at locations designated by the postmaster of the licensing post office (i.e., the Post Office shown in the meter stamp). Exceptions include:

- Single-piece First-Class Mail, Express Mail, and Priority Mail may be deposited in any street collection box or Post Office.
- Drop shipment of metered mail may be used ([705.19.0](#)).

### Metered Postage Designs





Information-Based Indicia with FIM  
(without fluorescent ink)



Information-Based Indicia without FIM  
(with fluorescent ink)

### Official Mail Only (Samples)



For the specific DMM standards applicable to this category of mail, consult the DMM sections referenced above and the general sections within each DMM module.